



BOX CONTAINS:

- Appliance: UNCT- DA VINCI 2.0
- Installation Kit (see following page)

MODEL NAME: DA VINCI 2.0
MODEL TYPE: UNCT (Universal Countertop)

STANDARD FEATURES OF THE APPLIANCE:

- At a simple touch of a button, dispenses chilled sparkling and still water, hot water, and ambient water.
- Autofill feature for hands-free dispensing.
- Front panel with hi-sensitivity touch buttons.
- Patented instantaneous carbonation system without any carbonation tank: therefore, no risk of ingesting lead and other heavy metals due to oxidation of electrodes, like in other beverage dispensers.
- SEC (“*Smart-Efficient-Compact*”) Chiller: a flash-refrigeration system under pressure, without any internal tank that might harbor germs, like in common water coolers.
- Unlimited/uninterrupted production of sparkling water.
- 0.9 Gal/min of chilled water. Every minute.
- Heating system to immediately dispense hot water.
- Sleep mode function for energy saving.

SPECIFICATIONS

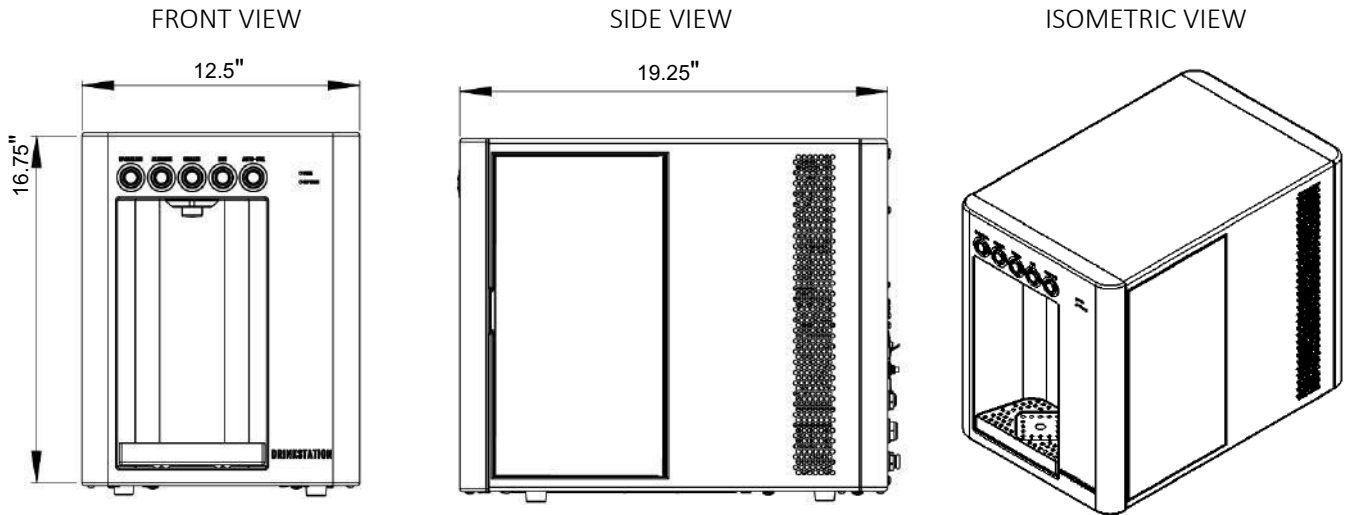
Product	Water Dispenser
Material	Stainless Steel Mirror Finish Cabinet
Cooling Technology	SEC flash-immediate chilling (no tank)
Carbonation Technology	Instantaneous (no carbonator)
Carbonation Values	Avg. 3.7 v/v
Time to fill one-liter bottle	18 seconds (chilled)
Temperature Chilled Water	25 liters per hour below 40°F
Temperature of Hot Water	8oz mug every 2 min. above 185°F
Inlet Water Line (min-max)	45 psi – 65 psi at 41°F – 85°F
Electrical Rate	120V – 60Hz, 1ph
Max Power Consumption	9 A
Working Room Temperature	Min 41°F – Max 95°F
ACTIFILTER® Capacity	5,000 Gallons

PRODUCT COMPLIANCE:

- ✓ **UL Standard 399 for Safety of Drinking Water Coolers**
- ✓ **CSA Standard C22.2 No. 120 for Refrigeration Equipment**
- ✓ **NSF Standard 18 for Health of Beverage Equipment**
- ✓ **NSF Standard 372 for Lead-Free Drinking Water from Equipment**
- ✓ **NSF Standard 42 for Water Quality**

Professional installation recommended. It does not require drain.

DA VINCI 2.0



ELECTRICAL: 110-120 V – 60 Hz, 1Ph., 850W – 7.1A, NEMA 5-15 Plug.

WATER SUPPLY: 3/8" supply recommended, 45-65PSI max. Use water pressure regulator (included in Installation Kit).

INSTALLATION: Provide 4 in. of clearance around unit to allow adequate ventilation when installed on the counter.

DIMENSIONS	Unit		Shipping	
	US	Metric	US	Metric
Height	16.75"	42.55 cm	20"	51 cm
Width	12.50"	31.75 cm	16"	41 cm
Depth	19.25"	48.90 cm	24"	61 cm
Weight	75 lb.	34 kg	80 lb.	38.5 kg

PACKAGE CONTENTS

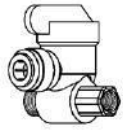
- UNCT – DA VINCI 2.0
- Drip Tray
- User Manual with Installation Instructions
- ACTIFILTER®
- Leak Detector
- 3/8" Manual Shutoff Valve for Water
- 3/8" Tubing of 20 feet – for Water Inlet
- 3/8" Water Pressure Regulator
- 3/8" Angle Stop Valve for Water
- Power Cord
- Collet Locking Clips
- Caution Hot Water Sticker

Item No: _____ Qty: _____

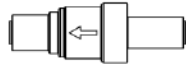
Model No: _____

Project No: _____

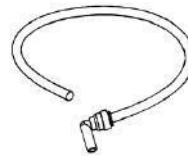
INSTALLATION KIT (INCLUDED)



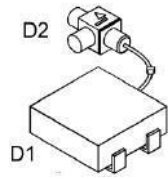
A. Angle Stop Valve



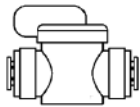
B. Pressure Regulator



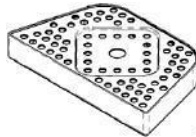
C. 3/8" Tubing



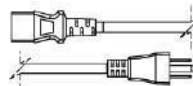
D. Leak Detector



E. Shut Off Valve



F. Drip Tray



G. Power Cord



H. Collet Locking Clip



I. Caution Hot Water Sticker



J. User Manual



K. Actifilter® DS10

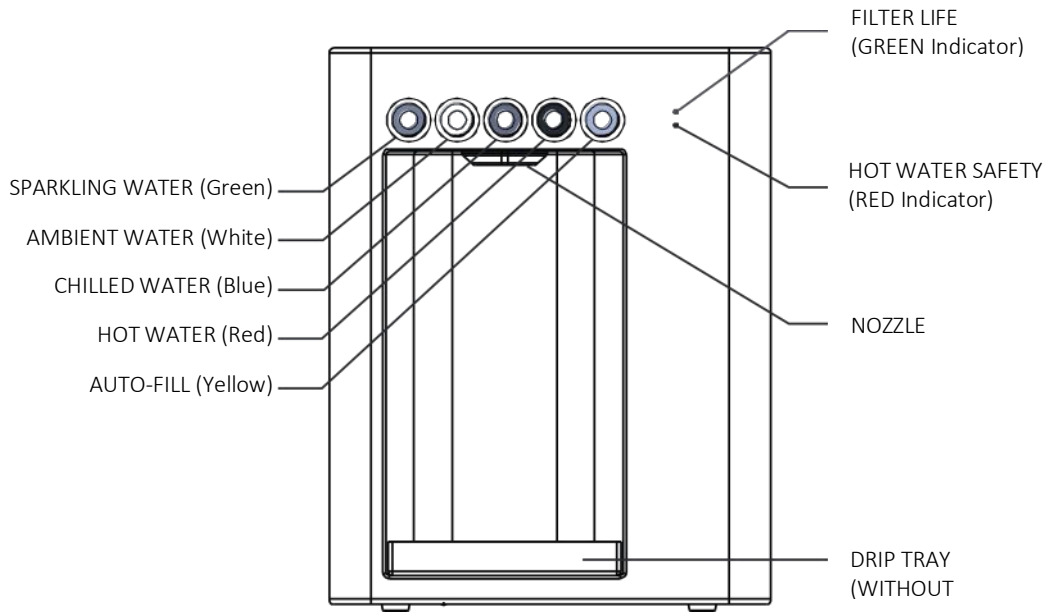
NOTE: SodaStream® CO₂ Canister sold separately!

ACTIFILTER® DS10 SPECIFICATIONS

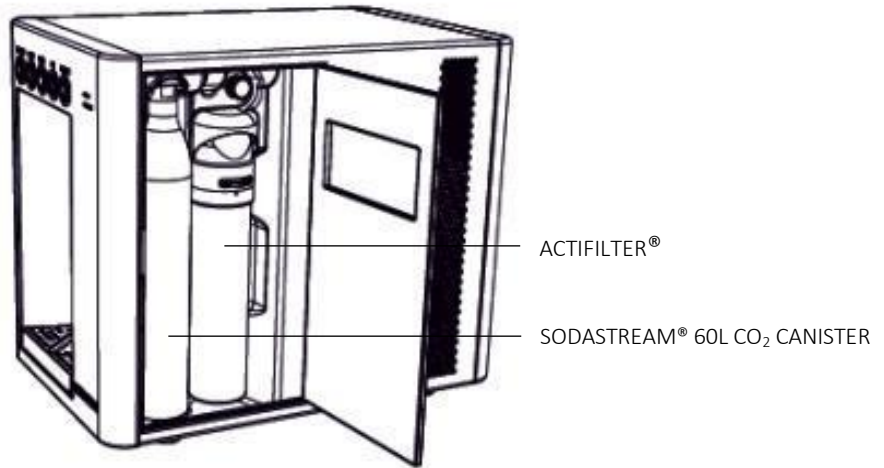
- All-in-One Filtration with both chemical and mechanical reduction
- Reduces particulates as small as 5 microns by mechanical means
- Special filtration media NSF/ANSI Standard 42 Certified; provides superior chlorine, taste and odor reduction.

OPERATING SPECIFICATIONS	
Flow Rate	0.8 GPM (3.0 LPM) at 60 PSI
Pressure	10 – 100 PSI (0.7 – 7.0 kgf/cm ²)
Temperature	35 – 100 °F (2 – 38 °C)
Filtration	5 Micron
Capacity	1,300 gallons (5,000 L)
Function	Chemical / Mechanical Reduction
Inlet / Outlet Size	1/4 inch
Flushing Time	10 min. or until water runs clear

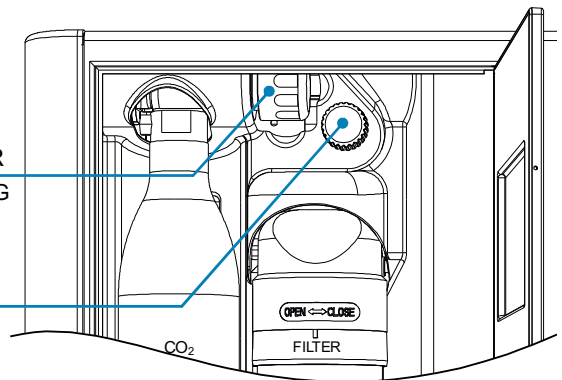
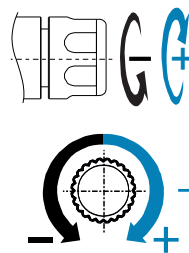
FEATURES OVERVIEW



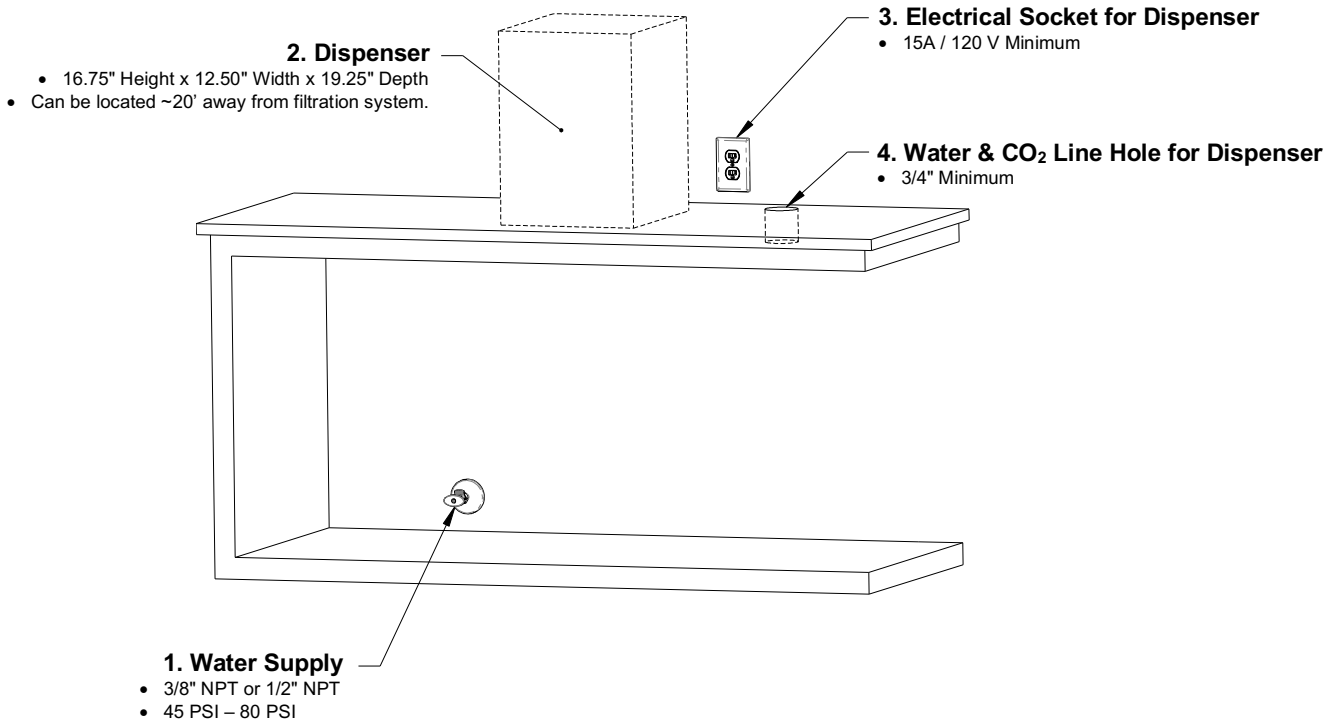
SIDE PANEL COMPARTMENT



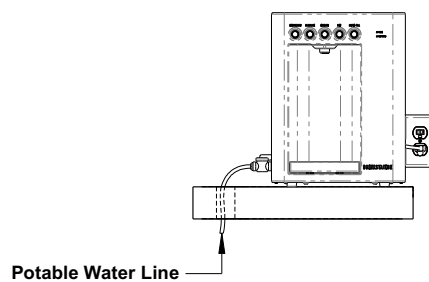
SPARKLING WATER FIZZINESS LEVEL ADJUSTMENT



INSTALLATION REQUIREMENTS

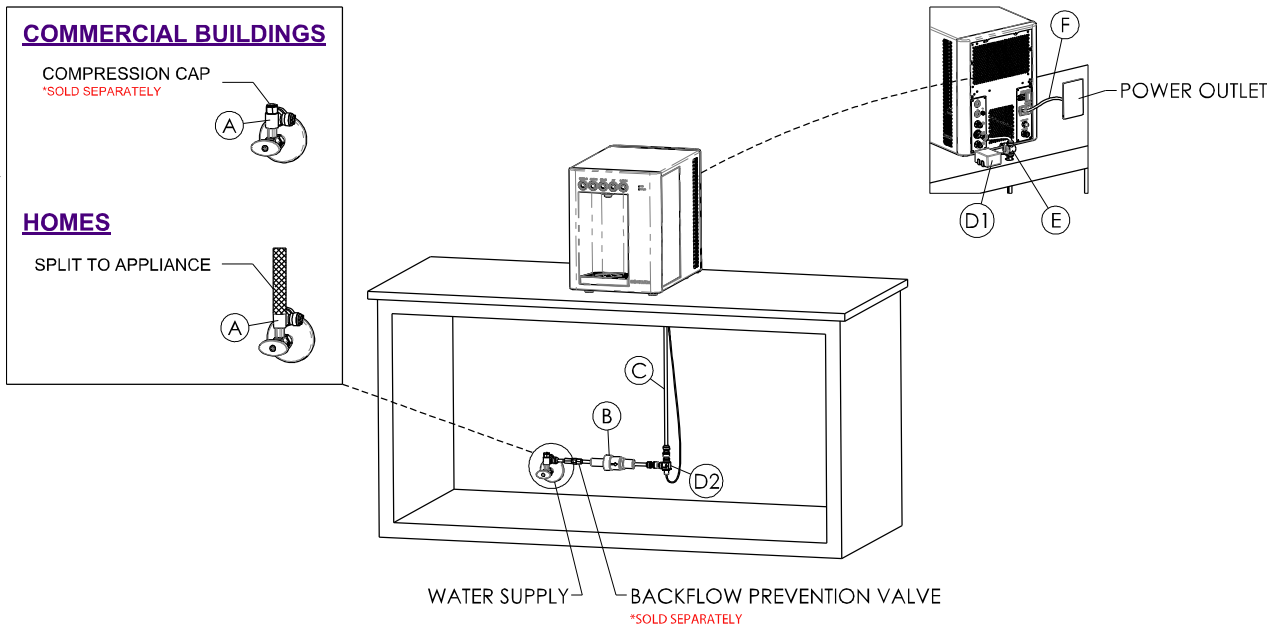


NOTE



The dispenser can be located far away from the sink, to another part of your kitchen.

COMPLETED INSTALLATION



LEGEND

- A. ANGLE STOP VALVE
- B. PRESSURE REGULATOR
- C. 3/8" TUBING
- D. LEAK DETECTOR
- E. SHUT OFF VALVE
- F. POWER CORD